


# Christmas Cactus

by Donna Benham • DB Designs

*Dec 2020  
Challenge*



## Cream Tone-on-Tone

- 1 square (A) 4 1/4" x 4 1/4"
- 4 squares (B) 2 3/8" x 2 3/8"
- 4 template C
- 4 each templates D and Dr
- 4 squares (E) 2" x 2"

## Green Tone-on-Tone

- 4 squares (B) 2 3/8" x 2 3/8"
- 8 each templates D and Dr

## Red Tone-on-Tone

- 4 squares (B) 2 3/8" x 2 3/8"
- 8 squares (E) 2" x 2"
- 1 square (F) 3 1/2" x 3 1/2"



**Flying Geese**  
Make 4



**Unit 1**  
Make 8



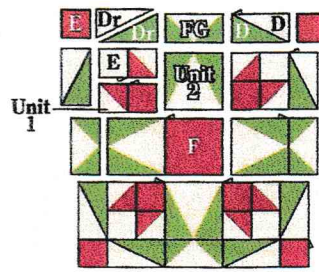
**Unit 2**  
Make 4

Use the cream A and green B's to make 4 Flying Geese.

Pair the cream B's with red B's to make 8 Triangle-Square unit 1's.

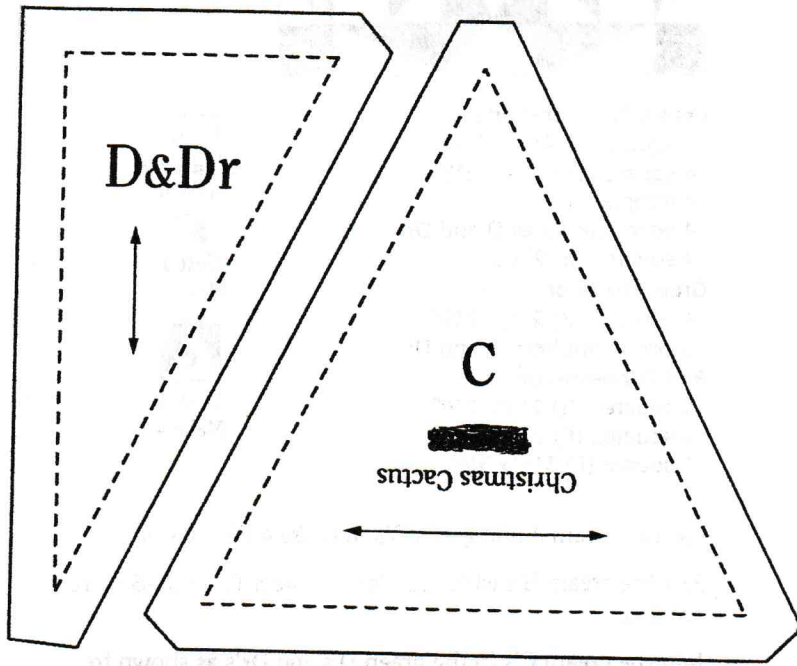
Join the cream C's to the green D's and Dr's as shown to make 4 unit 2's.

Sew the units and patches together as shown to complete the block. ■



**Block Assembly**

Christmas Cactus



Christmas Cactus

C