

2026 Miami Country Quilt Guild Block of the Month

Celebrating America 250!

February – Connecticut

Colors – White & Blue or Red

Cutting Instructions:

Cut 8 white 4” squares

Cut 8 blue or red 4” squares


Draw diagonal line on back side of each white square

Match one medium or dark color with one white square

square

Sew on each side of the line ¼”.


Cut on the drawn line = 16 half square triangles*




* square up to 3.5"

Arrange per diagram below:


Row 1




Row 2



Row 3



Row 4



Finished square will be 12.5"