

Brave World Quilt Block

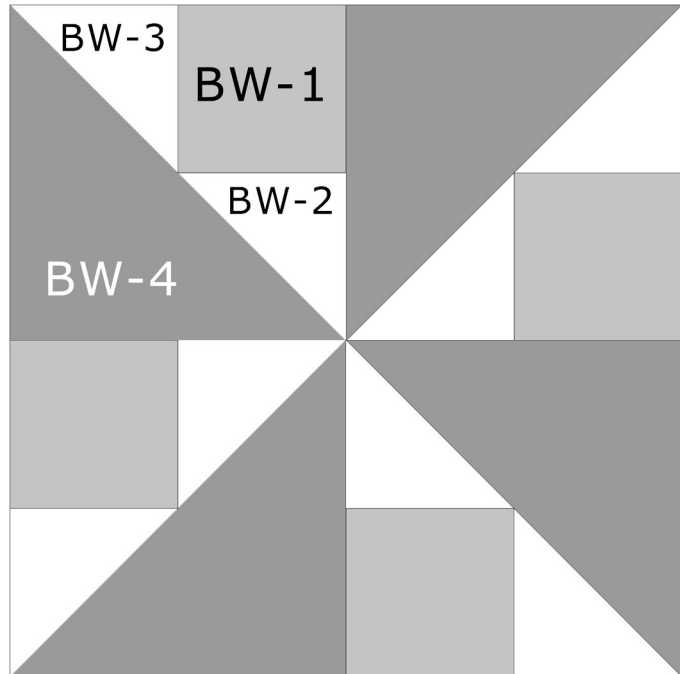
The **Brave World quilt block** contains 4 **Brave World units**. Each unit is half the size of the block, i.e. a 6" finished block has 3" finished units.




Instructions are included for both techniques:

- Paper Piecing
- Traditional Piecing

For complete instructions, visit:

<https://www.generations-quilt-patterns.com/brave-world-quilt-block.html>



 Cutting Chart for a Brave World Quilt Block ~ Traditional Piecing ~							
Patch	Fabric	Qty	Finished Block Size				Sub Cut
			4"	5"	6"	8"	
1	Light	4	1 1/2" x 1 1/2"	1 3/4" x 1 3/4"	2" x 2"	2 1/2" x 2 1/2"	---
2, 3	Dark	4	1 7/8" x 1 7/8"	2 1/8" x 2 1/8"	2 3/8" x 2 3/8"	2 7/8" x 2 7/8"	
4	Medium	2	2 7/8" x 2 7/8"	3 3/8" x 3 3/8"	3 7/8" x 3 7/8"	4 7/8" x 4 7/8"	
Unfinished Block Size			4 1/2"	5 1/2"	6 1/2"	8 1/2"	---
Grid Size			1"	1 1/4"	1 1/2"	2"	---



Cutting Chart for a Brave World Quilt Block

~ Traditional Piecing ~

			Finished Block Size				Sub Cut
Patch	Fabric	Qty	4"	5"	6"	8"	
BW-1	Medium	4	1 1/2" x 1 1/2"	1 3/4" x 1 3/4"	2" x 2"	2 1/2" x 2 1/2"	---
BW-2 BW-3	Light	4	1 7/8" x 1 7/8"	2 1/8" x 2 1/8"	2 3/8" x 2 3/8"	2 7/8" x 2 7/8"	
BW-4	Dark	2	2 7/8" x 2 7/8"	3 3/8" x 3 3/8"	3 7/8" x 3 7/8"	4 7/8" x 4 7/8"	
Unfinished Block Size			4 1/2"	5 1/2"	6 1/2"	8 1/2"	---
Grid Size			1"	1 1/4"	1 1/2"	2"	---