
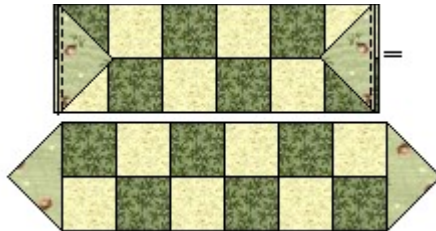



## Grandmother's Cross - Page 2



Sew the remaining four patch units together in a row, remembering to always use a scant 1/4" seam allowance. Press seams to one side...



Sew the remaining Color 3 triangles to each end of the four patch strip, pressing seams towards the four patches...



To finish off the block, sew the corner units to either side of the center strip...and there's one Grandmother's Cross!

...on to Page 3!

Jan14 2003 Marcia  
Hohn  
Traditional Block



Page 1

<http://www.quilterscache.com>