


# Santa Fe Star

by Eileen Fowler • Associate Editor, *Quiltmaker*  
quiltmaker.com

challenge B.O.M  
Oct 2020



Fabric: Tonga Batiks  
from Timeless Treasures, [tffabrics.com](http://tffabrics.com).



**Cream Batik**

section and section reversed,  
patches 1, 3, 5, 7, 9 and 10

**Turquoise Batik**

section and section reversed,  
patches 2, 4, 6 and 8

**Brown Batik**


section and section reversed,  
patch 11

**Dark Orange Batik**


section and section reversed,  
patches 12 and 13

**Light Turquoise Batik**

section and section reversed,  
patch 14



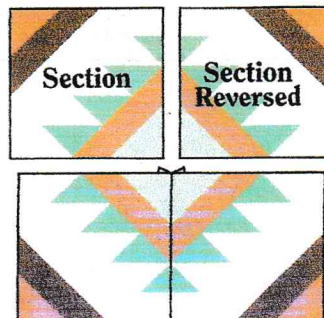
**Section**  
Make 2



**Section Reversed**  
Make 2

Make 2 paper copies *each* of the foundation section and the section reversed. Foundation piece the sections in numerical order, pressing and trimming after each patch addition.

Sew the sections together as shown. To reduce bulk, press the seams open. ■



**Block Assembly**

1610 54 57162

1210 1200 1200 1200 1200 1200

**Santa Fe Star Section and Section Reversed**

